



District Report Card: 2017


State: Uttarakhand	District: Udham Singh Nagar
Class: 8	Subject: Mathematics
Schools: 51	Students: 1202


Participation/Coverage


Students

GENDER 	Boys		Girls	
	Number	%	Number	%
	524	43.59	678	56.41

AREA 	Rural		Urban	
	Number	%	Number	%
	948	78.87	254	21.13

CATEGORY 	SC		ST		OBC		GEN	
	Number	%	Number	%	Number	%	Number	%
	352	29.28	102	8.49	580	48.25	168	13.98

CWSN 	LD	VI	HI	S&LD	ID	Oth
	0	1	3	1	1	49

Management 	Government		Government-aided	
	Number	%	Number	%
	847	70.47	355	29.53

Average Performance of Students in Mathematics (%)

Overall	Gender		Area		Management		Social Group			
	Male	Female	Rural	Urban	Govt.	Aided	SC	ST	OBC	GEN
37.72	38.12	37.41	39.57	30.81	37.31	38.70	45.15	30.26	34.57	37.54

Performance on Learning Outcomes (LOs)

Learning Outcomes	Description	Average Performance(%)
M601	Solves problems involving large numbers by applying appropriate operations	39.07
M606	Solves problems on daily life situations involving addition and subtraction of fractions / decimals	40.57
M620	Finds out the perimeter and area of rectangular objects in the surroundings like floor of the class room, surfaces of a chalk box etc.	38.59
M621	Arranges given/collected information in the form of table, pictograph and bar graph and interprets them	26.71
M702	Interprets the division and multiplication of fractions	32.36
M705	Solves problems related to daily life situations involving rational numbers	30.62
M706	Uses exponential form of numbers to simplify problems involving multiplication and division of large numbers	37.81
M707	Adds/subtracts algebraic expressions	50.58
M710	Solves problems related to conversion of percentage to fraction and decimal and vice versa	23.88
M717	Finds out approximate area of closed shapes by using unit square grid/graph sheet	36.73
M719	Finds various representative values for simple data from her/his daily life contexts like mean, median and mode	50.19
M721	Interprets data using bar graph	48.76
M801	Generalizes properties of addition, subtraction, multiplication and division of rational numbers through patterns	29.52
M802	Finds rational numbers between two given rational numbers	41.29
M803	Proves divisibility rules of 2, 3, 4, 5, 6, 9 and 11	49.92
M804	Finds squares, cubes, square roots and cube roots of numbers using different methods	41.46
M808	Uses various algebraic identities in solving problems of daily life	46.60
M812	Verifies properties of parallelogram and establishes the relationship between them through reasoning	28.04
M818	Finds surface area and volume of cuboidal and cylindrical object	17.25
M819	Draws and interprets bar charts and pie charts	37.27

Range of Performance of Students who Answered Correctly							
Below 30%		30% - 50%		50% - 75%		Above 75%	
Number	%	Number	%	Number	%	Number	%
515	42.85	368	30.62	229	19.05	90	7.49

Lowest Performing Learning Outcomes (LOs)

- 1 - Finds surface area and volume of cuboidal and cylindrical object (17.25)
- 2 - Solves problems related to conversion of percentage to fraction and decimal and vice versa (23.88)
- 3 - Arranges given/collected information in the form of table, pictograph and bar graph and interprets them (26.71)

4 - Verifies properties of parallelogram and establishes the relationship between them through reasoning (28.04)

5 - Generalizes properties of addition, subtraction, multiplication and division of rational numbers through patterns (29.52)